REMARK:
NO MECHANICAL HOUSING TO HOLD THE TFT AND THE TOUCH PANEL ON THIS PRODUCT, SO THE END UNIT'S MECHANICAL DESIGN MUST INCLUDE A HOUSING FOR PREVENTING THE SEPARATION OF THE TFT AND THE TOUCH PANEL.

PIN DESCRIPTION FOR CN1	
PIN	SYMBOL
1	GND
2	DSI_D0_P
3	DSI_D0_N
4	GND
5	DSI_CLKP
6	DSI_CLKN
7	GND
8	VDD
9	TP_VDD
10	TP_VDDIO
11	TP_RESET
12	ALS_I2C_SDA
13	ALS_I2C_SCL
14	NC
15	GND
16	NFC_P
17	NFC_N
18	ELVSS
19	GND
20	VPP(NC)
21	ELVDD
22	TP_SWDIO(NC)
23	TP_SDA
24	TP_SCL
25	VDDIO
26	TP_INT
27	SPI_CS
28	SPI_SCL
29	SPI_DCX
30	SPI_SDI
31	SPI_SDO
32	RESET
33	TE
34	SWIRE
35	GND
36	GND
37	GND
38	GND

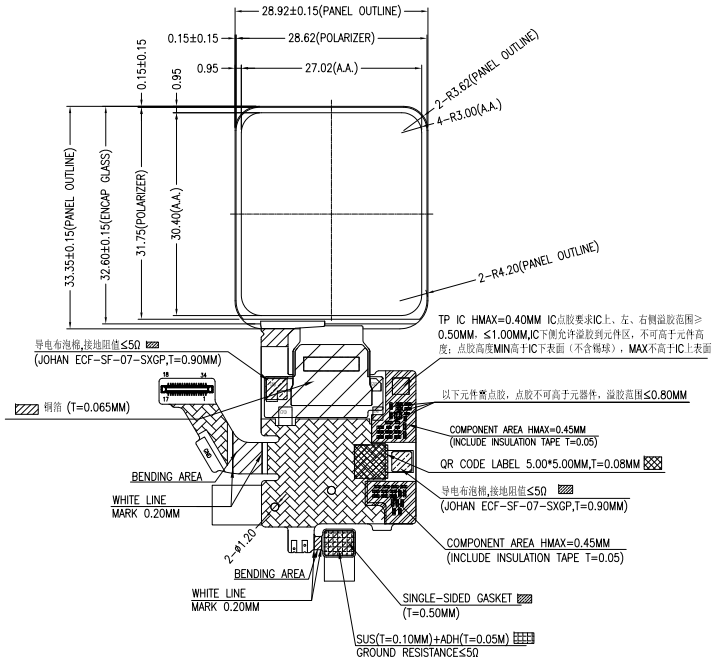

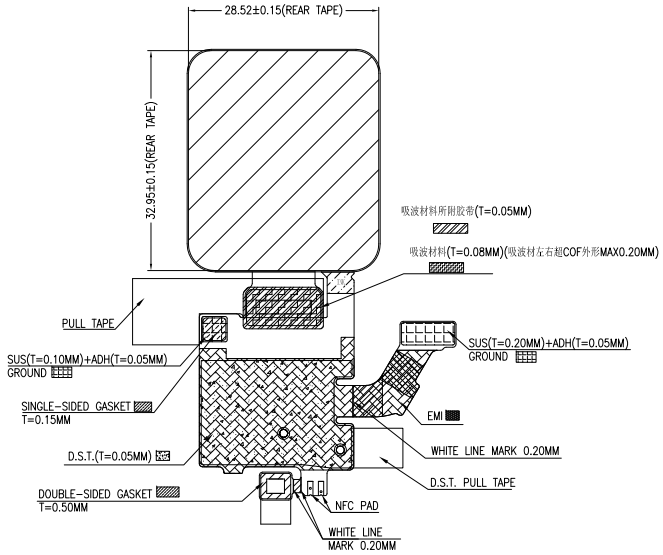

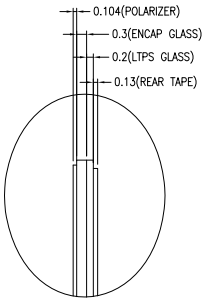

DETAIL A
(SCALE 5:1)

NOTES:

1. DISPLAY TYPEL: 1.6" AMOLED (ON CELL)
2. OPERATING VOLTAGE: VCI=3.3V (TYP.)
3. VIEWING DIRECTION: FULL VIEWING ANGLE
4. LCD DRIVER IC: RM69090
5. CTP DRIVER IC: TMA525C
6. OPERATING TEMP.: −20°C ~ 70°C
7. STORAGE TEMP.: −40°C ~ 80°C
8. INTERFACE: MIPI + SPI
9. SURFACE LUMINANCE: 500CD/M^2 (TYP.)
10. THE SINGLE LAYER AREA OF FPC IS BENDABLE AND THE BENDING RADIUS MUST BE NOT LESS THAN 1.5MM
11. GENERAL TOLERANCE: ±0.2MM
12. ROHS COMPLIANT

VER.	REVISED DESCRIPTION	REVISER	DATE
01	FIRST ISSUE	CAROL	2021.02.26

MULTI-INNO TECHNOLOGY CO., LTD.

DRAWN BY:	CAROL 2021.02.26		MODULE P/N:
CHECKED BY:		SCALE : 1/1	MI320360A0-FCP
APPROVED BY:		UNIT: mm	DESCRIPTION:
VERSION NO:	01	SHEET NO.: 1/1	OLED + CTP MODULE